

Thread Bar 950 (TB 950)

Based on a continuously threaded bar, the TB 950 is exceptionally versatile and well-proven worldwide. The TB 950 may be cut to finished lengths at the factory or on site and anchorages, nuts or couplers fitted immediately without frustration or delay. Being coarse and robust, the thread is ideally suited for use in the construction industry.



Technical data

Bar Diameter (mm)	Steel grade Yield/ultimate (N/mm ²)	Ultimate strength (kN)	Yield strength (kN)	70% Ultimate	Mass (kg/m)	Cross section	Pitch
15	900/1100	190	155	133	1.44	173	10
26.5	950/1050	580	525	406	4.48	551	13
32	950/1050	850	760	595	6.53	804	16
36	950/1050	1070	1020	749	8.27	1018	18

Youngs' Modulus = 205 N/mm² +/- 5%

Other steel grades and bar diameters available on request

Anchor plates

Solid flat recessed anchor plate and domed nut

When anchoring pre-stressing steels the nut is usually dome shaped. This nut locates into a cone shaped recess in the anchor plate and can tolerate a nominal deviation from the norm. The flat anchor plate is designed for surface mounting on either concrete or steel. Variations on plate size are possible from the standard table to suit specific applications. Grouting holes may be incorporated to suit.



Couplers

Couplers can be used to connect or extend Thread Bars simply and reliably. It is vital, however, that the two Thread Bars meet centrally in the coupler during installation and remain so. In this case the coupler will carry the full tensile load that the bar will develop. For certain applications it is recommended that precautions be taken to ensure that the coupler remains in place. The use of grub screws, locknuts or adhesive will ensure that the coupler remains correctly located during assembly, handling and stressing. Some couplers have milled flats to assist in the assembly of ground anchors and tie bars.



Dimensions of components

Bar Diameter mm	Steel grade N/mm ²	Standard anchor plate		Domed anchor nut			Hexagonal nut			Coupler		
		Size mm	Mass kg	A/F mm	Length mm	Mass kg	A/F mm	Length mm	Mass kg	Dia. mm	Length mm	Mass kg
15	900/1100	80x80x16	1.50	30	35	0.13	30	50	0.22	30	100	0.34
26.5	950/1050	130x130x35	4.64	46	55	0.60	46	80	0.74	50	150	1.60
32	950/1050	170x160x40	8.04	55	70	1.05	55	90	1.15	62	180	3.00
36	950/1050	200x200x50	15.70	65	100	2.14	65	120	2.12	72	210	5.10

Hydraulic stressing equipment

A comprehensive range of purpose made stressing equipment for monobar operations is available for hire.

The range includes:

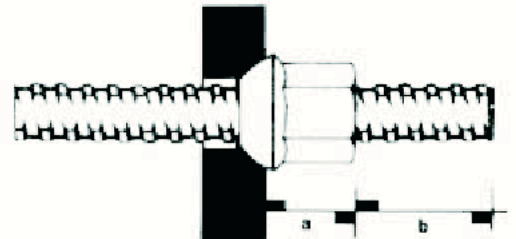
- ¥ Hydraulic stressing jacks — from 30-400 ton capacity
- ¥ Hydraulic pumps — hand, electric or petrol driven

The table below indicates the range of jacks available for stressing:



Jack type	Bar diameter	Max. force	Piston stroke	Mass
30 ton	15mm-20mm	250kN	60mm	20kgs
60 ton series 04	26.5mm-32mm	600kN	50mm	36kgs
60 ton series 05	26.5mm-32mm	600kN	100mm	44kgs
110 ton series 01	32.5mm-36mm	1100kN	50mm	46kgs
60 ton series 03	32mm-36mm	1100kN	150mm	54kgs

Applications

- ¥ Tie bars
- ¥ Mini-piles
- ¥ Formwork ties
- ¥ Rock bolts
- ¥ Pile testing
- ¥ Slip forming
- ¥ Ground anchors
- ¥ Diaphragm walls
- ¥ Holding down bolts



Bar diameter (mm)	Steel grade (N/mm ²)	Height A (mm)	Length B (mm)
15	900/1100	25	50
26.5	950/1050	35	60
32	950/1050	50	70
36	950/1050	65	85



Subject to modification



12 Jurie Street • Alrode • Alberton • 1450 • Tel +27 11 617 7000 • Fax +27 11 864 1442
30 Van Der Bijl Street • Westonaria • 1780 • Tel +27 11 411 4500 • Fax +27 11 411 4509

www.duraset.com

DURASET

